


# Northern Electric

Your Touchstone Energy® Cooperative 


## Cooperative Connections

AUGUST 2017 VOL. 18 NO. 4

# Reaching Out

Page 8-9

**Ag Equipment Manufacturers  
Contacted About Line Safety**



# June Board Report

## Annual Meeting Scheduled For September 13

**Northern Electric Cooperative's** regular board meeting was held June 20 at the headquarters in Bath with all directors present except Mike McHugh. Mark Sumption attended via telephone. As the first order of business, the Board approved the May 18, 2017, minutes and May expenditures. The Board then reviewed and accepted monthly reports by management including details on financial, operations, member services, safety and communications.

Directors viewed the East River Electric Power Cooperative video report. General Manager Char Hager reported on the East River MAC Meeting which she attended May 31, 2017, in Madison. The next South Dakota Rural Electric Association Board Meeting will be June 29-30, 2017, in Pierre. Director Glen Larson reported on the South Dakota Wind Energy Association Meeting in which he attended May 19, 2017, in Sioux Falls. Directors Glen Larson and Donna Sharp reported on the CFC Forum in which they attended June 11-14, 2017, in San Antonio, TX.

### MANAGER'S REPORT

General Manager Char Hager's report to the board included the following items:

- Update and discussion on development projects and activities taking place in the community and service area.
- Brief update on Rural Electric Economic Development (REED) revolving loan fund activities.
- Legal and legislative report from General Manager Char Hager and Attorney Harvey Oliver on legal issues.
- Informed directors that they will need a representative from each district for Election and Credential Committee by the July board meeting.
- Reminded the board that nominating petitions are due July 14, 2017.
- Informed directors of the FEM Electric annual meeting, June 28, 2017, in the Ipswich Public School, Ipswich, SD.
- Informed directors that there are 35 people that will be going on the Basin VIP Tour to Bismarck/Beulah, ND June 27-28, 2017.
- Reviewed the cost of service study with Engineer John Dalager of Dalager Engineering.
- Calendar review of upcoming meetings and events.

### BOARD REPORT

The board considered and/or acted upon the following:

1. Approved the date and time of the next regular board meeting for 8:30 A.M. on Friday, July 21, 2017.
2. Approved payment of legal fees for Harvey Oliver in the amount of \$6,744.11.
3. Approved Work Order Inventory #17-05 for \$14,646.84 to be submitted to Rural Utilities Service (RUS) for reimbursement from loan funds for electric plant construction already completed.
4. Approved 18 estate requests for out of order capital credit retirements totaling \$20,857.78.
5. Authorized limited board attendance to the East River 2017 Annual Meeting, September 6 in Sioux Falls and appointed Director Francis Esser delegate and Director Donna Sharp alternate.
6. Authorized limited board attendance to the 2017 NRECA, CFC, RESCO and Federated Regional Meetings, September 19-21 in Minneapolis, MN, and appointed Director Wayne Holt delegate for NRECA, Director Donna Sharp delegate for CFC and Director Nolan Wipf delegate for RESCO and Federated, and General Manager Char Hager alternate for all.

For questions on any of these matters, please ask your cooperative manager, staff or director.

### Financial Report – May 2017

	May 2017	May 2016
<b>kWh Sales</b>	20,446,287 kWh	19,269,549 kWh
<b>Electric Revenues</b>	\$2,044,646	\$1,872,629
<b>Total Cost of Service</b>	\$1,967,102	\$1,747,034
<b>Operating Margins</b>	\$77,544	\$125,595
<b>Year to Date Margins</b>	(\$32,926)	\$289,815

### Residential Average Monthly Usage and Bill

<b>May '17</b>	1,264 kWh	\$153.10	.1211 per kWh
<b>May '16</b>	1,276 kWh	\$148.69	.1165 per kWh

*Wholesale power cost, taxes, interest and depreciation accounted for 87.4% of NEC's Total Cost of Service.*

# Northern Electric Cooperative Connections

(USPS 396-040)

## CEO/General Manager

Char Hager  
info@northernelectric.coop

## Board of Directors

Mike McHugh, **President**  
Donna Sharp, **Vice President**  
Randy Kienow, **Secretary**  
Wayne Holt, **Treasurer**  
Fran Esser  
Victor Fischbach  
Glen Larson  
Mark Sumption  
Nolan Wipf

Harvey Oliver,  
NEC Attorney



Northern  
Electric  
Cooperative  
A Touchstone Energy Cooperative

## Management Staff

Russel Ulmer, Manager of Member  
Services/Marketing  
Derek Gorecki, Manager of Information  
Technology  
Mike Kelly, Operations Manager  
Cathi Podoll, Chief Financial Officer  
Kay Albrecht, Executive Secretary  
Ben Dunsmoor Communications  
Director

Editor's e-mail: bdunsmoor@northernelectric.coop  
This institution is an equal opportunity provider and employer.

NORTHERN ELECTRIC COOPERATIVE CONNECTIONS is the monthly publication for the members of Northern Electric Cooperative, PO Box 457, Bath, SD 57427. Families subscribe to Northern Electric Cooperative Connections as part of their electric cooperative membership. Northern Electric Cooperative Connections' purpose is to provide reliable, helpful information to electric cooperative members on electric cooperative matters and better rural living.

Subscription Information: Electric cooperative members devote 50 cents from their monthly electric payments for a subscription. Nonmember subscriptions are available for \$12 annually. Periodicals Postage Paid at Bath, SD 57427.

POSTMASTER: Send address changes to: Northern Electric Cooperative Connections, PO Box 457, Bath, SD 57427; telephone (605) 225-0310; fax (605) 225-1684;

NEC Web site: [www.northernelectric.coop](http://www.northernelectric.coop)

**TOLL-FREE: 1-800-529-0310**

Design assistance by SDREA and TDG Communications



Know what's below.  
Call before you dig.

## President's Column

# Thank You Northern Wireless Customers

**For nearly 30 years** Northern Electric Cooperative has served its members with more than electricity. We have served our members with communications services through our subsidiary Northern Rural Cable Television (NRCTV), which later was named Northern Wireless Communications. The reason we created NRCTV back in 1988 was to provide cable television to rural areas that did not have access to the technology. The reason we began providing internet access to our customers in the mid-1990's was similar; access to a wide-range of TV channels had increased but there was a growing demand for better internet service in the area. In 2001, we upgraded our network and began offering broadband services to rural customers.

Over the past decade, the industry has changed rapidly and the Northern Electric Board of Directors has decided to sell its subsidiary to another local cooperative, James Valley Telecommunications. This sale, which was announced at the end of January when the Northern Electric Board of Directors signed a non-binding letter of intent, was finalized in July. Starting July 1, James Valley and its subsidiary, Northern Valley Communications (NVC), started serving all Northern Wireless customers. With numerous changes in both the utility and telecommunications sectors, the Northern Electric Board of Directors believes it is the right time to focus on our core mission of providing

safe, affordable, and reliable electricity while allowing a local communications cooperative to focus on serving our internet customers.

All Northern Wireless customers received a bill from either James Valley or NVC in July. All future payments for internet service will now be made to James Valley or NVC. It is important to know that we will not share any of your personal data or banking information

with James Valley or NVC during this transition. If you currently have your account set up to automatically pay your internet bill you must take action to sign up for one of the auto pay options offered by James Valley or NVC. This will be the only noticeable change most customers will experience. Northern Wireless customers who have an email account with the @nrctv.com domain will be able to

keep their account and internet service will continue uninterrupted during the transition.

It has been a pleasure to serve you with TV and high-speed internet services since 1988. We are truly grateful for your support over the past three decades. We believe it will be a benefit for you to continue to receive service from another local cooperative that operates under the same cooperative values.

With great gratitude, we thank you for your patronage.



**Mike McHugh**  
President  
Board of Directors

# Summer Electrical Safety Tips

**It's important to remember** while enjoying the summer weather, while outside or around the home, that there could be a variety of electrical hazards lingering. While not obvious at first, these issues could cause very serious (and potentially fatal) injury through electric shock.

Below is a list of common outdoor and indoor hazards to be aware of this summer.

## Outdoor Electrical Safety Power Line Safety

Stay away from power lines with your body, toys, sticks or anything an electrical current could travel down. Power lines transport extremely high voltage electrical energy. Venturing too close to a power line can create an opportunity for the electricity to flow to your body or object resulting in serious injury. If you see a fallen power line, call your local electric cooperative or 911 immediately.

## Outdoor Electrical Receptacles

Ensure all your outdoor electrical receptacles around the exterior of your home or shed are covered, clean and dry. If water or dirt enters the outlet it can result in electrical surges and shocks when the outlet is next used. Receptacle covers can be purchased at most home renovation retail stores.

## Water and Outdoor Electrical Devices

Keep all power cords, string lights and electrical devices away from ponds, swimming pools, hot tubs or sprinklers. Summer can lend itself to a lot of splashing and water flying through the air. If water comes into contact with an electrical device, there is a high risk of electrical shock. Do your best to keep electrical devices at a distance from the pool and water fights.

## Indoor Electrical Safety

### GFCI Outlets

Ensure that you have GFCI's (ground fault circuit interrupter) outlets installed in certain areas of your home – namely rooms with running water (bathroom, kitchen, garage, basement, pool rooms, etc.). These outlets can prevent electrical shock from happening with specially designed safety mechanisms.

### Circuit Breaker Use

In an emergency, know where your circuit breakers are and how to turn them off safely. When a panicked situation occurs, it can be easy to become confused and flustered. If you are knowledgeable interacting with your circuit breaker, you will be more confident in the event of an emergency.

### Portable Fan Safety


Before plugging in a fan, make sure that it is clean and there are no wires frayed or damaged. Oscillating fans are often stored for most of the year. During storage, power cords can become damaged and electrical wires exposed. Exposed wires leave you vulnerable to electrical shock when the fan is plugged in again.

### Air Conditioning Unit Safety

Be sure to have any portable air conditioning units securely positioned and electrical cords tucked away. These are tripping hazards that can lead to either electrical shock or a heavy unit falling down. It's also important to follow the manufacturers instructions on maintaining and servicing the unit to prevent damage to the home's electrical system and personal injury.

It is important to be aware of potential electrical hazards in order to identify and avoid them.

Source: [www.expertelectric.ca](http://www.expertelectric.ca)



## Kids' Corner Safety Poster

**"Don't fly kites near power lines."**

**Sara Bertram, 8 years old**

*Sara is the daughter of Erin and Kari Bertram, Corsica, S.D. They are members of Douglas Electric Cooperative, Armour, S.D.*

Kids, send your drawing with an electrical safety tip to your local electric cooperative (address found on Page 3). If your poster is published, you'll receive a prize. All entries must include your name, age, mailing address and the names of your parents. Colored drawings are encouraged.



# Succulent Salads



## Peach Jello Salad

- 1-1/2 cups crushed Ritz crackers
- 1/2 cup margarine, melted
- 3/4 cup plus 4 T. sugar, divided
- 2 (3 oz.) boxes peach jello
- Juice from peaches plus water to equal 3 cups total
- 1 (29 oz.) can sliced peaches
- 1 (8 oz.) pkg. cream cheese, softened
- 1 T. milk
- 3/4 cup whipped topping

Mix cracker crumbs, margarine and 4 T. sugar together; press into a 9x13-inch pan. Bake at 350°F for 10 minutes. Cool. Boil juice from peaches and water. Stir in jello to dissolve. Chill until slightly congealed. Cream together cream cheese, remaining sugar and milk. Fold in whipped topping. Spread on cooled crust. Lay peaches on top. Pour congealed jello over peaches. Chill until set.

**Debbie Hinman, Carter**

## Coleslaw

- 6 to 7 cups chopped cabbage, carrots, red or green pepper, celery or onion
- 1/2 cup water
- 1/2 cup white wine vinegar
- 1 cup sugar

Place chopped vegetables in bowl. Boil water, vinegar and sugar; pour hot mixture over all. Refrigerate. Keeps up to 1 month in refrigerator.

**Jan Nelson, Belle Fourche**

## Mom's Cranberry Salad

- 1 quart cranberries, grind when frozen
- 2 cups sugar
- 1 pkg. orange jello
- 1 cup hot water
- 1 cup ground celery
- 2 cups ground apples

Combine cranberries and sugar; let stand overnight. Dissolve jello in hot water; chill until thickened. Stir in cranberries, celery and apples. May substitute lemon jello.

**Verna Nelson, Wakonda**

## Blueberry Salad

- 1 (21 oz.) can blueberry pie filling
- 1 can crushed pineapple, drained
- 1 can mandarin oranges, drained
- 1 (14 oz.) can sweetened condensed milk
- 1 (8 oz.) container Cool Whip

Combine all ingredients; refrigerate.

**Alberta Olson, Piedmont**

## Greek Pasta Salad with Cucumber Yogurt Dressing

- 1/2 cup cucumber, peeled, seeded and diced
- 1/2 cup plain Greek nonfat yogurt
- 2 T. light mayonnaise
- 1 tsp. lemon juice
- 1 tsp. garlic powder
- 1 tsp. dill weed
- 1/2 tsp. oregano
- 1/2 tsp. Sicilian sea salt
- 8 oz. pasta, such as cellentani or gemelli
- 2 cups broccoli florets
- 1 cup heirloom cherry tomatoes, quartered
- 1/4 cup thinly sliced red onion
- 1/4 cup pitted Kalamata olives, quartered
- 2 T. crumbled feta cheese

For dressing, place cucumber, yogurt, mayonnaise, lemon juice, garlic powder, dill, oregano and sea salt in blender container; cover. Blend on high speed until smooth. Refrigerate until ready to use. For salad, cook pasta as directed on package, adding broccoli during the last 1 minute of cooking. Rinse under cold water; drain well. Place cooked pasta, broccoli, tomatoes and onions in large bowl. Add dressing; toss gently to coat. Top with olives and feta cheese. Serve immediately or refrigerate until ready to serve. Makes 8 servings

*Nutritional Information Per Serving: Calories 151, Total Fat 3g, Sodium 274mg, Cholesterol 2mg, Carbohydrates 25g, Dietary Fiber 2g, Protein 6g*

**Pictured, Cooperative Connections**

## Shoestring Potato Salad

- 1 cup salad dressing
- 1/2 tsp. vinegar
- Salt and pepper to taste
- 2 cups cooked, diced chicken
- 1 cup grated carrots
- 1 cup diced celery
- 1/2 diced green pepper
- 3 oz. slivered almonds
- Shoestring potatoes

Mix together salad dressing, vinegar, salt and pepper. Add next 5 ingredients; refrigerate overnight. Just before serving, add shoestring potatoes.

**Doris Miller, Brandon**

## Chicken Salad

- 1 cup mayonnaise
- 1 tsp. paprika
- 1 tsp. seasoned salt
- 1-1/2 cups dried cranberries
- 1 cup chopped celery
- 2 green onions, chopped
- 1/2 cup minced green pepper
- 1 cup chopped pecans
- 4 cups cubed, cooked chicken
- Ground black pepper to taste

In a medium bowl, mix together mayonnaise with paprika and seasoned salt. Blend in dried cranberries, celery, onion, bell pepper and pecans. Add chopped chicken; mix well. Season with black pepper to taste. Chill 1 hour.

**Courtney Reedy, Tea**

*Please send your favorite garden produce, pasta or slow cooker recipes to your local electric cooperative (address found on Page 3). Each recipe printed will be entered into a drawing for a prize in December 2017. All entries must include your name, mailing address, telephone number and cooperative name.*



# Built For Eternity

## Rural Columbia Cemetery Chapel Dedicated

by Ben Dunsmoor

In a rural Lutheran cemetery north of Columbia, South Dakota, sits a chapel that is built to last.

It looks like an old white church that was constructed by early settlers, however, crews of skilled workers and craftsmen just completed the state-of-the-art structure in June.

“We wanted a prairie looking church,” Dean Buntrock who planned and financed the project said.

It is not often that rural South Dakota cemetery chapels have concrete walls and a European roof, but it makes perfect sense to brothers Dean and Clayton Buntrock who grew up taking care of the rural cemetery.

“I’m very family oriented and then comes community,” Dean Buntrock said.

Dean and Clayton’s father, Rudy Buntrock was a Columbia businessman, selling farm machinery in the area when they were kids. Rudy was also



**Above:** A new state-of-the-art chapel was dedicated at the Saint John’s Lutheran Cemetery in Columbia, SD on June 2. The chapel includes a 38 ton lead roof and intricate stained glass windows depicting the life of Christ.



the mayor of Columbia and a leader at Saint John's Lutheran Church. Rudy took care of Saint John's Lutheran Cemetery located about three miles north and a mile west of Columbia. The cemetery sits on land Dean and Clayton's grandparents homesteaded and donated to the church.

"Dad had a very strong interest in it which Clay and I joined. We were supporting dad more than anything," Dean Buntrock said.

After college, Dean moved to Chicago in 1958 to become a businessman and founded the company Waste Management. Even though he hasn't lived in Brown County for decades he has maintained a connection to the cemetery. When the 30-year-old chapel needed to be replaced recently Dean decided it was time to build a more long-term structure.

"We weren't trying to do something unique. We were trying to do something that was more aesthetic and would last more than 30-40 years," Dean said.

After a year of planning, and another year of construction spearheaded by Aberdeen contractor Kyburz-Carlson, a

new chapel was dedicated on June 2.

The walls are cast out of concrete and never need to be painted. The roof is made out of lead at the suggestion of Dean's friend.

"He said those churches in Europe that are still standing 400 years later they have lead roofs," Dean Buntrock said.

**"We were trying to do something that was more aesthetic and would last more than 30-40 years."**

So, crews from England came to rural Columbia last fall to install 38 tons of lead panels on the roof.

Northern Electric crews buried power lines to bring electricity to the chapel.

Inside the chapel there are intricate stained glass windows from Lake Geneva, Wisconsin, depicting the life of Christ and paying homage to Buntrock family members who have already been laid to

rest at the cemetery.

The chapel is also equipped with the latest technology. The sound system can connect to a tablet so families can simply plug in their devices and play their favorite hymns during a funeral.

"I was going to buy an organ but it takes up room and you have to have someone to play it," Buntrock said.

There are typically only three or four burials a year at the cemetery and the Buntrocks don't envision that number increasing because of the new chapel. They would like it to stay within the family and within the church.

"It's for the families who have grave sites here and present day members of the church," Dean said.

It is a building that was constructed to honor the past but also to last decades into the future.

"We wanted to accomplish that (building a sustainable chapel) and do what he (Buntrock's father Rudy) would be proud of," Dean said.

A legacy the Buntrocks hope to leave in a small Lutheran cemetery.



# Reaching Out

## *Cooperative Resolution Seeks to Capture Attention of Equipment Manufacturers*

**I**N RECENT YEARS, THE BOARD OF DIRECTORS AT Charles Mix Electric Association in Lake Andes, S.D., had noticed an alarming and growing trend.

As agricultural equipment grew in size as new models were developed, it was getting dangerously close to power lines.

“In our case, at a board meeting, we were discussing a situation where an implement wound up in the line in our territory,” said Russell Gall, general manager for the cooperative in south central South Dakota. “It was obviously a very large piece of equipment that got tangled up in the neutral.”

The operator called the co-op immediately and stayed in the implement until the equipment could

be safely removed from the line.

As the board discussed the incident and the dangerous situation caused because of the equipment’s size, they talked about what could be done. Co-ops were already engaged in providing safety reminders about using caution around electric lines.

But the board wanted to take it a step further. They wanted to deliver their concerns to the companies that were designing and creating the behemoths of machinery.

“The board agreed to develop a resolution that would instruct NRECA to start conversations with national equipment manufacturers to raise awareness of line heights and the scale of the equipment,”

**Brenda Kleinjan**





said Gall.

By June 1, 2016, the board had drawn up a resolution and submitted it to the National Rural Electric Cooperative Association so it could be considered at the organization's regional meetings held each fall. At the regional meetings, the nation's 900 electric cooperatives gather to approve resolutions that guide NRECA's work on behalf of the cooperatives.

"I was surprised during the discussion in the resolutions committee, almost everyone on the committee had a story at their local cooperative where they could point to an incident and say, 'yes, this is a problem,'" said Gall.

The resolution eventually wound its way through all 10 of the NRECA's regional meetings.

"The resolutions process is a cornerstone of NRECA's governance, and member resolutions provide key direction to NRECA," said Kirk Johnson, NRECA's Senior Vice President of Government Relations. "The democratic nature of the resolutions process gives every member a voice and helps ensure that NRECA adheres to the wishes of the membership. As resolutions get adopted, NRECA staff work to respond appropriately."

As the Charles Mix proposal made its way through the resolutions process, it became apparent this was not simply a rural South Dakota issue.

"From what I heard at the different regional meetings, there were concerns that this might be too big of an issue to take on, but that it was really important," Gall said.

Cooperatives aren't known to shy away from difficult situations.

Next, it headed to the association's annual meeting where all the cooperatives gather to review and debate the resolutions.

In February, delegates in San Diego approved the resolution.

"In the case of the resolution related to agriculture equipment, NRECA will be reaching out to a number of manufacturers this summer to express

**Among the resolutions considered by delegates to the NRECA annual meeting was one that originated in South Dakota regarding ag equipment and overhead power lines.**

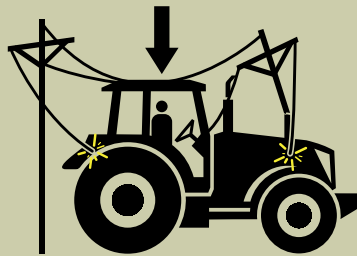


Touchstone Energy® Cooperatives



# PoweringYourSafety.com

KNOW WHAT TO DO IF YOU HIT A POWER LINE




## STAY PUT

If your equipment contacts a power line, stay inside. **DO NOT EXIT. Call 911.**



## JUMP CLEAR

If you must exit due to a fire, jump from the equipment so that no part of your body touches the equipment and ground at the same time. Hop or shuffle with your feet together at least 40 feet away.



## STAY AWAY

When you are clear of the area, call for help and keep others away. **DO NOT** approach your vehicle again until utility crews and emergency responders tell you it is safe.

the members' concerns about the increasing height of equipment and the safety dangers associated with that additional height," said Johnson.

It's the start that the CME board envisioned.

"We hope with this resolution that it brings these safety concerns with the size of equipment to the manufacturers so they keep it in the forefront of their minds when designing this large equipment," Gall said.

# Northern Electric Lineman Steve Beck Completes Apprenticeship



**Above:** Northern Electric Operations Manager Mike Kelly (right) presents Journeyman Lineman Steve Beck (left) with a certificate for completing the Lineworker Certification Program.

**Northern Electric Cooperative Lineman Steve Beck** has been certified as a journeyman lineman.

Beck completed the Lineworker Certification Program through the Northwest Lineman College on April 28. Beck has been working toward completion of the program since he was hired as a lineman at Northern Electric.

Beck began working for the cooperative in May 2013 as a temporary 1,000-hour lineman. After completing his time in that position Beck was hired as a full-time apprentice lineman. Over the past four years, Beck has logged more than 8,000 hours in the field and completed several tests to complete the Lineworker Certification Program and become a journeyman.

Beck is the second Northern Electric lineman to complete the program this year after Lance Dennert also achieved journeyman status in March. Twelve of the cooperative's 14 full-time linemen are now journeymen.

# 2016 Capital Credit Allocation Notices Printed On July Bills

**Northern Electric Cooperative** is a not-for-profit member-owned electric cooperative. You are a member-owner if you currently purchase electricity, or have purchased electricity in the past year, from the cooperative.

As a not-for-profit electric cooperative, Northern Electric allocates annual operating and non-operating margins back to its members. Beginning this year, Northern Electric started printing that allocation notice on the regular monthly statement that was mailed in July instead of sending out the notice as a separate mailing. Please find your 2016 allocation notice in the 'Current Service Detail' section on the right-hand side of your July 2017 bill.

## What is a capital credit allocation?

A capital credit allocation reflects your share of the cooperative's margins from the previous year. The allocation is tied to your electric account and builds up every year you are a member-owner of Northern Electric Cooperative. **Capital credit allocations can not be refunded at the time they are made.**

## When is my capital credit allocation paid out?

Capital credits are allocated to every member every year, however, Northern Electric only retires - or pays out - a portion of capital credit allocations as the financial condition of the cooperative will permit. Typically, a small portion of capital credit allocations will be retired - or paid back - to members in the form of a bill credit on September statements.





Visit Us At  
The Brown  
County  
Fair



- Talk With Representatives From Northern Electric, FEM Electric, and Lake Region Electric
- Learn About Ways To Save Energy
- FREE Giveaways For Adults and Kids
- Booth 21-22 in the Holum Expo Building

August 15-20

# 2017 Annual Meeting Scheduled for September 13

At Northern Electric Cooperative's Annual Meeting (Wednesday, September 13, 2017, at the Aberdeen Civic Arena) members will elect directors for Districts 4, 6, and 7.

Incumbent directors Randy Kienow, Warner (District 6) and Victor Fischbach, Mellette (District 7) are eligible to run again. The District 4 seat will be vacant because board president Mike McHugh of Aberdeen has reached his term limit.

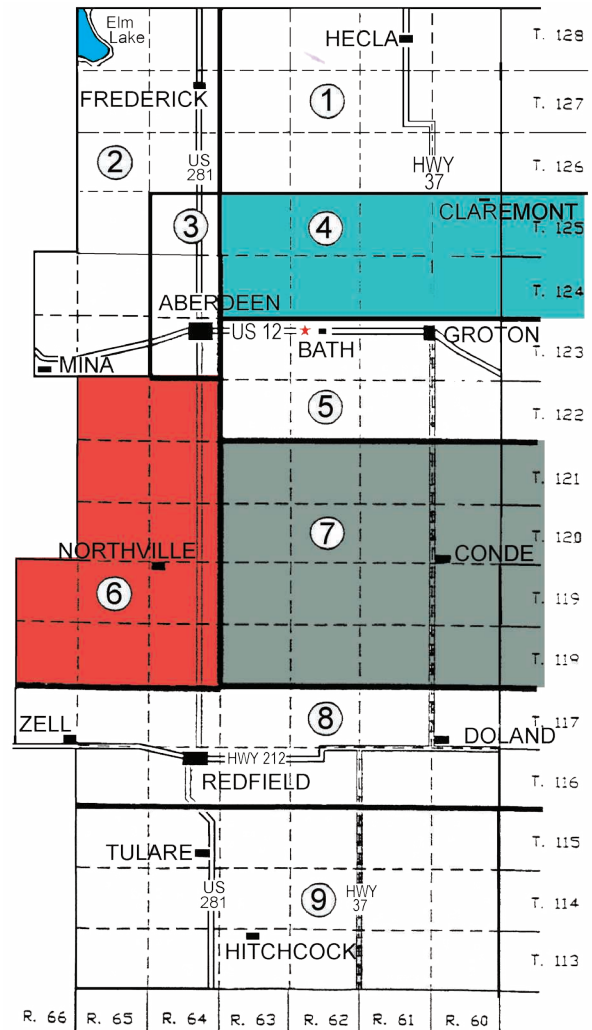
The petition process to nominate directors requires all candidates to circulate a petition.

Candidates must be co-op members and reside in the district they wish to represent. Each petition must be signed by at least ten (10) members residing in that candidate's district.

For a joint membership, either the husband or wife may sign a petition but NOT both.

Director petitions must be submitted at least sixty (60) days before the Annual Meeting to have names placed on the official ballot and the Notice of the Meeting. No petition filed later than sixty (60) days prior to the meeting shall be considered valid.

Nominations are not permitted from the floor during the meeting.



# Right On Target

## *4-H Youth Excel at Shooting, Archery Sports*

**S**TEADY CLICKS, SNAPS, THUMPS AND BANGS WERE heard as 4-H kids lined up, aimed and fired. They traveled from across the nation to compete in the National 4-H Shooting Sports Championships in Grand Island, Neb., and the Daisy BB Gun National Championships in Rogers, Ark. Hundreds of kids competed for their team and for their state. It was stiff competition, yet South Dakota has a winning reputation.

“The toughest competition we find in the nation is right here in South Dakota,” said Sean Kruger, one of Pierre Junior Shooters’ coaches.

Kruger, along with Jonathan Hays, coach a 4-H-based youth shooting club in Pierre, S.D., known as the Pierre Junior Shooters. Organized in the mid-1970s, this club is one of many across the nation and state that attracts shooting competitors ages 8 to 18 who are involved in 4-H. It also draws more than 50

kids each year to the Isaak Walton Youth Conservation Center in Pierre to practice shooting and receive safety instruction.

“Our first and No. 1 focus is firearm safety,” Kruger said. “Before they ever handle a gun, they go through safety training and have to pass a safety test each year.”

The club combines 4-H principles and education with a competitive structure, allowing the kids to compete in multiple area competitions along with the 4-H state and national events and the Daisy BB Gun National Championships.

On July 3, the Pierre Junior Shooters won the championship title and trophy during the 2017 Daisy BB Gun National Championships. Nine kids from the Pierre/Ft. Pierre area competed in this event – Jayce Beastrom, Jasmine Hays, Jessica Hays, Jenna Kruger, Austin Lesmann, Justin Merriman, Natalie Mohr, Alee

**Jocelyn Romey**







**Left:** A shooter takes aim during practice. **Opposite Page:** The Pierre Junior Shooters recently captured their eighth title at the Daisy BB Gun National Championships. Pictured are Natalie Mohr, Austin Lesmann, Jayce Beastro, Rylie Stoesser, Justin Merriman, Jasmine Hays, Jessica Hays, Ale Smith and Jenna Kruger. **Bottom:** The Walton County, Georgia, team sent a congratulations note. Sportsmanship is one of the skills learned. **Below:** The Pierre Junior Shooters will be adding "2017" to their listing of National Champions.



Smith and Rylie Stoesser. Seven kids competed in the team that brought home the trophy and two competed in Daisy's Match of Champions. These two were Jessica Hays and Ale Smith who competed in last year's Daisy national tournament. The kids chosen to represent the club in this competition must earn it by scoring the highest in BB gun shooting during the competitive season – March and April. Other club members are eligible to compete at the national 4-H shooting competition if they score high enough at the state level in air rifle, air pistol, .22 rifle, .22 pistol, archery, shotgun and muzzleloading.

Since 2004, the Pierre Junior Shooters club has won eight Daisy championships. This year, they competed against 70 teams nationwide, including three other South Dakota teams – Humboldt Sharpshooters from Hartford, Lake County 4-H Aces Gun Club from Madison and Marshall County 4-H Sharpshooters from Britton. According to Hays, this year's Daisy competition was the largest, with more teams participating than ever before.

Hays said the purpose behind the Pierre Junior Shooters club is to provide safe and correct shooting instruction to the kids. It's a controlled and safe environment to learn how to shoot as well as compete in local events and national competitions.

"They learn how to compete and be good sportsmen," Hays said. "It teaches them to be committed...and to have integrity."

After stating the benefits a club participant can receive, Hays said, "I want to make it understood that kids and guns do go together if they are taught properly. One hundred seventy-five competitors come into a school gym with guns and no one gets hurt. We are teaching them how to shoot and be safe. It has nothing to do with what is going on in the rest of the country right now."

Coach Rose Kraft of the Marshall County 4-H Sharpshooters which won the Daisy national competition in 2009, emphasized the importance of safety while teaching kids how to shoot. Then, she pointed out values that the kids gain by staying active in a shooting club.

"They learn how to self-advocate, talk to other groups, prepare themselves and focus," Kraft said. "We've had many people go through the program and they come back with top-notch communication and leadership skills. Overall, this prepares the kids for community leadership positions as adults."

Darby Knoll is one young leader who competed in the 2017 National 4-H Shooting Sports Championships event held June 25-30, a few days before the Daisy national competition. Knoll represented Charles Mix Electric in Lake Andes, S.D., on the 2016 Youth Tour to Washington, D.C.

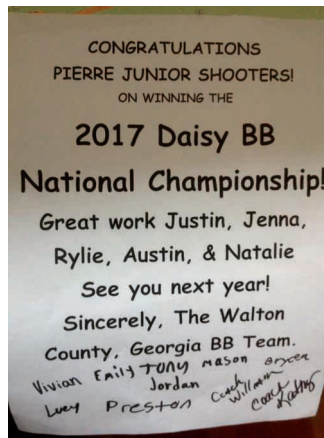
Knoll said, "I was honored to represent South Dakota this past week at the national shooting sports competition in Grand Island, Neb., in .22 pistol! It was an amazing trip with amazing people creating great memories!"

About 30 kids represented South Dakota during the national 4-H shooting competition. They competed in compound archery, recurve archery, air rifle, air pistol, .22 rifle, .22 pistol and shotgun.

Memories were made and good shots were taken at both competitions this year. After getting home from the 2017 Daisy competition, Kruger

said, "We had a great group of kids. They considered each other teammates and family...they really supported each other."

Kruger also said that the competitions throughout the year taught the kids valuable lessons. He said they learn "important concepts that carry over into life...being able to recover from adverse situations and a bad shot."



**They learn how to compete  
and be good sportsmen.  
It teaches them to be committed  
and to have integrity.**



# Taking Aim

## *National Pistol Award Bears South Dakotan's Name*

WHEN THE U.S. NATIONAL GUARD HOSTED ITS international marksmanship championships this spring at the Robinson Maneuver Training Center in Arkansas, one of the trophies awarded recognized the contributions of a retired South Dakota public servant.

Today, one is more likely to find John Berheim, a member of Oahe Electric Cooperative in Blunt, S.D., in the cab of a combine assisting with the harvest in central South Dakota than you are to find him on the shooting range.

But for 64 soldiers and airmen from across the U.S. and allied nations who took aim at being the top shot at the 26th Annual Armed Forces Skill at Arms Meeting (AFSAM) this past April at the Robinson Maneuver Training Center in North Little Rock, Ark., Berheim's name is attached to some

serious hardware.

Top marksmen from the United States, Canada, Italy, and the United Kingdom competed shoulder-to-shoulder on four-man teams testing their skills with multiple matches and different firearms systems including pistols, rifles and shotguns.

The top shooter in the pistol competition is awarded the Lt. Col. John A. Berheim Pistol Trophy, named for the retired South Dakota Air National Guardman.

Berheim spent a career as a trooper with the South Dakota Highway Patrol as well as rising through the ranks of the Air National Guard. Much of his time with the patrol was spent in the Plankinton area in southern South Dakota.

While with the highway patrol, he shot with the patrol's competitive pistol team. After retiring in

By Brenda Kleinjan







199, he shifted his competitive focus to shooting with the National Guard teams.

“To get on the Guard team, you had to shoot rifle pretty well, but I was always on the team for the pistol,” Berheim said.

He was the only South Dakota Guardsman on the team that would travel internationally, taking Berheim to competitions in Denmark, Belgium, Germany and other allied countries.

To be successful as a pistol marksman takes two key traits, he said.

“You have to have good eyesight and you can’t be shaky,” Berheim, who holds a U.S. Air Force Pistol Distinguished Badge, explained. “I was lucky enough to have both those traits.”

While on the team, Berheim was leading the South Dakota Division of Emergency Management, helping coordinate the state’s response to various natural disasters and other emergencies.

While he hung up his competitive holster when he retired after 35 years with the Guards in 2002, his public service wasn’t finished. He became the state’s Director of Homeland Security, a position he held until retiring for a final time in 2008.

A press release explaining the competition held in Arkansas, noted the annual training competition has an emphasis on marksmanship at all levels of the armed forces. The AFSAM also helps build working relationships with our allied nations by encouraging international camaraderie with U.S. allies.

“It’s not every day that we get to train with internationals at an actual International competition,” said Lt. Matthew Clancey, a marksman from the Canadian Armed Forces shooting team. “It’s a great opportunity for us to come to a different environment, see different match conditions, and the way that you handle and use the firearms.” Clancey added, “It’s a privilege – to train at this level with such great people.”

The range of useful marksmanship knowledge found at this international competition is vast, and the sharing of it is a key aspect.

“It’s here at the marksmanship training center where top-notch shooters from all 50 states, multiple military branches and other countries get a great chance to compete together,” said Col. Dennis Humphrey, director of the National Guard Marksmanship Training Center. “We operate in a joint environment when we are down range. It’s important that these branches and partner nations get together to build relationships, so you can trust the soldier or airmen to the left and right of you.”

This competition provides the opportunity to train marksmen in stressful conditions as well as encourage international camaraderie amongst American forces and its allies. This opportunity builds confidence, weapons familiarization and skill for increased battlefield survivability and combat readiness, which is the ultimate goal.

The AFSAM matches included service members from the U.S. Army, U.S. Army Reserves, U.S. National Guard, and three foreign allies: Canada, Italy and the United Kingdom. The competitors engage targets with various military weapon systems and each four-person team is evaluated on field firing, advanced marksmanship and target engagement.

“Returning competitors can attest, all who attend are sure to come away with new contacts, new skills, and the pride of having represented their unit and nation,” said Col. Dennis J. Humphrey, NGMTC Commander.

“As competitive as they are, the matches aren’t solely about defining who is the best,” said Lt. Col. Todd C. Stuff, NGMTC Administrative Officer. “Ultimately, the focus is on training.”

The training received during this competition is valuable.

“When the best marksmen from around the globe come together,” Stuff continued, “they bring with them valuable experience and insight which they enthusiastically share with their fellow warriors. The shooters then take what they learn back to their units and pass along their new skills.”

*Portions of this story reprinted from a release by by Staff Sgt. Adrian Borunda, National Guard Marksmanship Training Center.*



Photo by Master Sgt. Jonathan Brizendine/National Guard Marksmanship Training Center

**Above:** Senior Master Sgt. Edward Altmeyer with the U.S. National Guard All Guard Team Alpha achieved 1st Place in Pistol, with a combined score of 767 13 x’s, earning the Lt. Col John A. Berheim Pistol Trophy the during the 26th Armed Forces Skill at Arms Meeting, hosted by the National Guard Marksmanship Training Center at Robinson Maneuver Training Center, Ark. April 23-28, 2017. AFSAM encourages international camaraderie and the opportunity to train with others and learn new techniques and skills. **Top:** While on the competitive shooting team, Lt. Col. John Berheim assumed much of the responsibility of coordinating the team’s shooting rosters and order of shooting. **Opposite Page:** Competitors take aim with their service pistols during competition in Arkansas.

## Regional Dateline

### July 19-22

Senior Games, Rapid City, SD  
Contact Kristi Lintz at  
605-394-4168

### July 21-22

Senior Games, Brookings, SD  
Contact Traci Saugstad at  
605-692-4492

### July 21-22

Storybook Land Festival  
Aberdeen, SD, 605-626-7015

### July 21-22

Rock-N-Rumble Motorcycle  
Rally, Yankton, SD  
605-665-3636

### July 21-23

Laura Ingalls Wilder Pageant  
"Little Town on the Prairie"  
8 p.m., Pageant Site  
De Smet, SD, 605-203-0216

### July 22

Holy Smoke Car Show  
O'Gorman High School  
Sioux Falls, SD  
www.holysmokecarshow.org

### July 22-23

Annual Gem and Mineral Show  
Rushmore Plaza Civic Center  
Rapid City, SD, 605-269-2015

### August 4-6

38th Annual Sioux River Folk  
Festival, Canton, SD  
605-261-7414

### August 4-13

Sioux Empire Fair  
Sioux Falls, SD, 605-367-7178



PHOTO COURTESY OF SOUTHEASTERN ELECTRIC COOPERATIVE

To have your event listed on this page, send complete information, including date, event, place and contact to your local electric cooperative. Include your name, address and daytime telephone number. Information must be submitted at least eight weeks prior to your event. Please call ahead to confirm date, time and location of event.

## Events of Special Note

### July 29

Make-A-Wish 14th Annual  
Poker Run, Aberdeen, SD  
605-225-7262

### August 11-13

27th Annual Old Fashioned  
Threshing Show, Bahnson  
Farm, Humboldt, SD  
605-526-3459 or  
605-251-9974

### August 10

Meat Goats and Growing  
Tomatoes in a Greenhouse  
Custer, SD, 605-254-5640  
www.sdspecialtyproducers.org

### August 11-12

Senior Games, Huron, SD  
Contact LaRon Clock at  
605-353-8533

### August 12

Wing and Brew Festival  
Brookings, SD, 605-692-7539

### August 12-13

31st Annual Threshing Show  
Twin Brooks, SD  
605-432-9487

### August 14-20

Brown County Fair  
Aberdeen, SD, 605-626-7116

### August 17

Vineyard and SDSU Campus  
Gardens, Volga and  
Brookings, SD, 605-254-5640

### August 18-19

Southern Hills Music and Arts  
Festival, Custer, SD  
605-440-0640

### August 18-20

Black Hills Steam and Gas  
Threshing Bee, Sturgis, SD  
605-490-2024

### August 18-20

Riverboat Days, Yankton, SD  
605-665-1657

### August 18-27

Central States Fair  
Rapid City, SD, 605-355-3861  
www.centralstatesfair.com

### August 19-20

Annual Threshing Bee  
Rosholt, SD, 605-537-4426  
www.rosholtthreshingbee.com

### August 24-26

Senior Games, Watertown, SD  
Contact Jeremy Herrboldt at  
605-882-6260

### August 24-27

Prairie Village 55th Annual  
Steam Threshing Jamboree  
Madison, SD, 605-256-3644  
www.prairievillage.org

### September 7-9

AAUW Annual Used Book  
Sale, Super City Mall  
Thursday 6 to 9 p.m.  
Friday 7 a.m. to 9 p.m.  
Saturday 7 a.m. to 1 p.m.  
Aberdeen, SD

### September 23

Living History Fall Festival  
Granary Rural Cultural Center  
11 a.m. to 5 p.m.  
Groton, SD, 605-626-7117  
Re-enactors, demonstrations  
folk artists, live music, kids'  
activities, pie social, old  
fashioned spelling bee and  
special guest Teddy Roosevelt  
Come dressed in pioneer  
costume, concessions and gift  
shop available on site