

Cooperative Connections



**An Eye on the
Sky: Weather
Spotters
Play a Role**

Page 8

**Rollin' in
the Fun at
Wheel Jam**

Page 12

Proper Planning Is Important Before Planting

Think Spring. Think Safety.



Ben Dunsmoor

bdunsmoor@northernelectric.coop

Taking just a little time to do some proper planning will prevent poor performance and will lead to a safer and more successful planting season.

There is a catchy acronym that is often used to describe the key to being successful. That acronym is known as the “five ‘p’s,” which stands for, ‘proper planning prevents poor performance.’ This statement can be a good rule to practice when beginning a project. This time of year, it can also be applied to spring planting.

Our long winter means farmers are going to be faced with longer days and a shorter spring to get crops in the ground. That springtime rush can often lead to unsafe practices which can result in farm accidents. However, proper planning before the rush begins can mean a safer spring and a much more productive planting season. Here are a few safety tips to check off the list before hitting the field.

Be Aware of Power Lines and Electrical Infrastructure

As an electric cooperative, farm machinery contacting power lines is one of the top safety concerns during the spring. Equipment keeps getting bigger and the margin for error around power lines is getting smaller. Be aware of overhead powerlines near the farmyard or along rural roads between fields. It is also important to locate those green pad-mount transformer boxes in the areas that are frequently traveled during planting season.

Contacting power lines or transformers with machinery is dangerous and can be deadly. If machinery does contact this equipment it is crucial to stay inside the machinery and call for help until electric co-op crews can de-energize the line.

Be Visible and Be Alert on the Road

It is important to be aware of the other drivers on the road while driving large tractors and planters. Farm equipment should be outfitted with flashing lights and reflective signs to ensure the slow-moving machinery can be seen by other drivers.

On the other side of the road, drivers need to be aware of farm equipment that is traveling from field to field during spring planting. Never follow the equipment too close and always be aware that a piece of slow machinery could be around the next curve or over the next hill.

Be Ready With A Cell Phone and Emergency Contacts

Make sure cell phones and radios are fully charged, operational, and ready to be used at all time during the workday. Also, pre-program emergency contact numbers and the number of Northern Electric Cooperative – **605-225-0310** - into cell phones. If you don't want to keep those numbers in your cell phone keep a list of emergency numbers in farm equipment to ensure a quick response if there is an accident.

Taking just a little time to do some proper planning will prevent poor performance and will lead to a safer and more successful planting season. Be safe this spring.



(USPS 396-040)

Board President: Donna Sharp

Board of Directors

- Randy Kienow – Vice President
- Nolan Wipf – Secretary
- Wayne Holt – Treasurer
- Fran Esser
- Victor Fischbach
- Ron Kaaz
- Josh Larson
- Mark Sumption

CEO/General Manager: Char Hager – info@northernelectric.coop

Chief Financial Officer: Cathi Podoll

Operations Manager: Jerry Weber

Manager of Member Services: Russel Ulmer

Manager of Information Technology: Derek Gorecki

Communications Director: Ben Dunsmoor - bdunsmoor@northernelectric.coop

Executive Secretary: Kay Albrecht

NORTHERN ELECTRIC COOPERATIVE CONNECTIONS is the monthly publication for the members of Northern Electric Cooperative, PO Box 457, Bath, SD 57427. Families subscribe to Cooperative Connections as part of their electric cooperative membership. The purpose of Northern Electric Cooperative Connections is to provide reliable, helpful information to electric cooperative members on electric cooperative matters and better rural living.

Subscription information: Northern Electric Cooperative members devote 50 cents from their monthly electric payments for a subscription. Non-member subscriptions are available for \$12 annually. Periodicals postage paid at Bath, SD 57427.

Postmaster: Please send address changes to Northern Electric Cooperative Connections, PO Box 457, Bath, SD 57427; telephone (605) 225-0310; fax (605) 225-1684

This institution is an equal opportunity provider and employer.

www.northernelectric.coop

facebook.com/NorthernElectricCooperative



Northern Electric Cooperative's regular board meeting was held March 21, 2019, at the headquarters in Bath with all directors present. As the first order of business, the board approved the February 21, 2019, minutes and February expenditures. The Board then reviewed and accepted monthly reports by management including details on financial, operations, member services, safety, communications and IT.

Directors viewed the East River Electric Power Cooperative video report. East River Director Mark Sumption reported on actions taken by the East River Board at the March 7, 2019, meeting in Madison. The next South Dakota Rural Electric Association board meeting will be March 28-29, 2019, in Pierre, SD. Directors Josh Larson, Randy Kienow and CFO Cathi Podoll reported on the 2019 NRECA Annual Meeting which they attended March 7-13, 2019, in Orlando, FL. Director Josh Larson completed two out of five required NRECA Credentialed Cooperative Director courses while attending the Annual Meeting.

Manager's Report

General Manager Char Hager's report to the board included the following items:

- Update and discussion on development projects and activities taking place in the community and our service area.
- Legal and Legislative report.
- Announced 2019 Scholarship winners: Alexis Schock chosen for the \$1000 Basin/Northern Electric Scholarship and Taylor Dinger chosen for the \$500 Northern Electric Cooperative Scholarship.
- Reminded the board of the 2019 NRECA

Legislative Conference, April 28-30, in Washington, D.C.

- Reminded board of the CFC Forum, July 1-3, 2019, in New York, NY.
- Reported that the Basin VIP Tour will be June 25-26, 2019.
- Calendar review of upcoming meetings and events.

Board Report

The board considered and/or acted upon the following:

1. Approved the date and time of the next regular board meeting for 8:30 A.M. on Thursday, April 18, 2019.
2. Approved payment of legal fees for Harvey Oliver in the amount of \$2,073.02.
3. Approved Work Order Inventory #19-02 for \$286,348.95 to be submitted to Rural Utilities Service (RUS) for reimbursement from loan funds for electric plant construction already completed.
4. Approved 12 estate requests for out of order capital credit retirements totaling \$8,689.42.
5. Authorized Director attendance to the 2019 Summer School for Directors, June 7-12, in Williamsburg, VA and August 2-7, in Branson, MO.
6. Held Executive Session.

Questions or more details on any of these matters? Please ask your cooperative manager, staff member or director.

Financial Report	February 2019	February 2018	
kWh Sales	32,876,709 kWh	31,255,311 kWh	
Electric Revenues	\$2,671,902	\$2,587,307	
Total Cost of Service	\$2,441,932	\$2,396,634	
Operating Margins	\$229,970	\$190,673	
Year To Date Margins	\$482,538	\$380,471	
Residential Average Monthly Usage and Bill			
February 2019	3,700 kWh	\$298.19	.0806 per kWh
February 2018	3,468 kWh	\$280.30	.0808 per kWh
Wholesale power cost, taxes, interest, and depreciation accounted for 84.9% of NEC's total cost of service.			

High Water, High Stakes

Flooding can happen in a number of ways including river and stream overflow, excessive rain or storm surge to name a few. Floodwater contaminants can create serious fire hazards if electrical wiring and equipment have been submerged in water.

In the aftermath of a flood, there may be hidden electrical hazards. Before beginning the cleanup effort, have a qualified electrician check the house wiring, assess other damages and proceed with repair work. Then, follow these important safety tips:

- Follow any directives to turn off utilities. If you're advised to switch off the main power source to your home, flip each breaker and THEN turn off the main breaker. You may also need to shut off the main valve for your home's gas and water.
- DO NOT go near any downed power lines especially if there is standing water nearby.
- Take care when stepping into a flooded area. Be aware that submerged outlets or electrical cords may energize the water, posing a potentially lethal trap.
- Have an electrician inspect electrical appliances that have been wet and do not turn on or plug in appliances unless an electrician tells you it is safe.
- A qualified service repair dealer should examine all electrical equipment that has been wet. Certain equipment will require replacement, while a trained professional may be able to recondition other devices.
- Do not touch a circuit breaker or replace a fuse with wet hands or while standing on a wet surface. Use a dry plastic- or rubber-insulated tool to reset breakers and use only one hand. If using a wet-dry vacuum cleaner or pressure washer, follow the manufacturer's instructions.

Replace or Recondition?


After a serious flood, some items may be reconditioned, while others will need to be completely replaced to protect you and your family. It is recommended that you allow an electrician or electrical inspector to guide the restoration or replacement of any electrical wiring or equipment. Corrosion and insulation damage can occur when water and silt get inside electrical devices and products. Water can also damage the motors in electrical appliances. Therefore, you should be prepared to replace:

- Circuit breakers and fuses
- All electrical wiring systems
- Light switches, thermostats, outlets, light fixtures, electric heaters and ceiling fans
- Furnace burner and blower motors, ignition transformers, elements and relays for furnaces and hot water tanks
- Washing machines, dryers, furnaces, heat pumps, freezers, refrigerators, dehumidifiers, vacuums, power tools, exercise equipment and similar appliances
- Electronic equipment, including computers and home entertainment systems

Source: esfi.org



KIDS CORNER SAFETY POSTER



"Don't touch power lines! You're not a bird."

Jack Bartscher, 11 years old

Jack is the son of Jon and Tanya Bartscher, Mitchell, S.D. They are members of Central Electric Cooperative, Mitchell.

Kids, send your drawing with an electrical safety tip to your local electric cooperative (address found on Page 3). If your poster is published, you'll receive a prize. All entries must include your name, age, mailing address and the names of your parents. Colored drawings are encouraged.

Comforting Casseroles

Turkey Noodle Bake

1 T. oil	Seasoning Mix, Original
1 cup chopped onion	3 cups uncooked wide egg noodles
2 (14.5 oz. each) cans diced tomatoes, undrained	2 cups shredded cooked turkey
2 cups water	1 (4 oz.) package cream cheese, cubed
1 (4.5 oz.) can chopped green chiles, undrained	2 cups shredded Mexican cheese blend, divided
1 package McCormick® Chili	

Heat oil in large saucepan on medium heat. Add onion; cook and stir 3 minutes or until tender. Stir in tomatoes, water, chiles and Seasoning Mix. Bring to boil. Remove from heat. Stir in egg noodles, turkey, cream cheese and 1 cup of the shredded cheese. Pour mixture into 9x13-inch baking dish. Cover with foil. Bake at 375°F. for 15 minutes. Remove foil. Stir mixture and sprinkle with remaining 1 cup shredded cheese. Bake, uncovered, 5 minutes longer or until cheese is melted. Let stand 5 minutes before serving. Serve with assorted toppings such as sour cream and guacamole, if desired. Makes 8 servings.

Nutritional Information Per Serving: Calories 325, Total Fat 17g, Saturated Fat 9g, Sodium 530mg, Cholesterol 93mg, Carbohydrates 23g, Protein 20g, Dietary Fiber 3g

Pictured, Cooperative Connections

Chili Pheasant Casserole

8 to 10 oz. egg noodles	1 to 2 tsp. chili powder
1/2 cup chopped raw onion	1 tsp. smoked paprika
1/2 cup chopped celery (optional)	1 cut-up cooked pheasant
1 can cream of chicken soup	1/2 cup of sour cream
1 T. fresh or dried parsley flakes	1/2 lb. of white Cheddar or Monterey Jack cheese, grated

Cook noodles in boiling water 8 minutes; drain. Combine all ingredients in a greased 3- to 4-quart casserole; stir together. Pour 1/2 cup hot water over casserole before baking. Bake at 350°F. for 40 minutes.

Laurie Wernke, Lennox, SD

Wonder Tot Casserole

3/4 lb. salmon	1/2 cup chopped celery
3/4 lb. tater rounds	1 can cream of mushroom soup
1/4 lb. American cheese	3/4 cup milk
1/2 cup chopped onion	

Put salmon and tater tots in a greased casserole, reserving a few tots for topping. In a saucepan, combine cheese, onions, celery, soup and milk; heat until cheese is melted. Pour over salmon and tater tots. Bake at 325°F. for 1 hour. Season with salt and pepper.

Deb Merkwan, Yankton, SD

Crescent-topped Cheeseburger Casserole

1 lb. lean ground beef	1/8 tsp. pepper
1/4 cup chopped onion	1-1/2 cups shredded American cheese
1/4 cup chopped dill pickles	1 (8 oz.) can refrigerated crescent rolls
1/2 cup water	1 egg, beaten
1/2 cup ketchup	1 T. sesame seed
1 T. yellow mustard	

In a 10-inch nonstick skillet, cook beef and onion over medium-high heat 5 to 7 minutes until thoroughly cooked; drain. Stir in pickles, water, ketchup, mustard and pepper. Spoon beef mixture into an 11x7-inch glass baking dish. Sprinkle with cheese. Unroll crescent dough; press into 12x8-inch rectangle. Cut into 6 squares; place on top of cheese. Brush with egg; sprinkle with sesame seed. Bake at 375°F. for 25 to 30 minutes or until deep golden brown.

Stephanie Fossum, Hudson, SD

Please send your favorite dairy, dessert or vegetarian recipes to your local electric cooperative (address found on Page 3).

Each recipe printed will be entered into a drawing for a prize in June 2019. All entries must include your name, mailing address, telephone number and cooperative name.



Brown County Offering Emergency Text Alerts

Residents Can Sign Up By Texting - AlertBrown - To 85511

Brown County residents can now receive text messages about road closures, evacuations, and other public emergencies. The Brown County Emergency Management office began offering Public Impact Text Alerts through the 211 Helpline Center at the beginning of the year. More than 1,600 Brown County residents have already signed up for the program.

Brown County Assistant Emergency Management Director Patti Woods said Public Impact Text Alerts can be used in a variety of ways. For example, alerts can be sent out when there are travel advisories or extended road closures.

The text alerts will also warn Brown County residents about the risk of storms, but Woods said emergency officials will not use the alerts to warn the public when severe weather or tornadoes are in the area.

“It is not something we are going to use to

tell people to take shelter,” Woods said.

According to Woods, the public should still get information about severe weather and tornadoes from weather radios, the National Weather Service, and local media. The text messages will be used after storms have moved through the area to alert Brown County residents about damage or hazards.

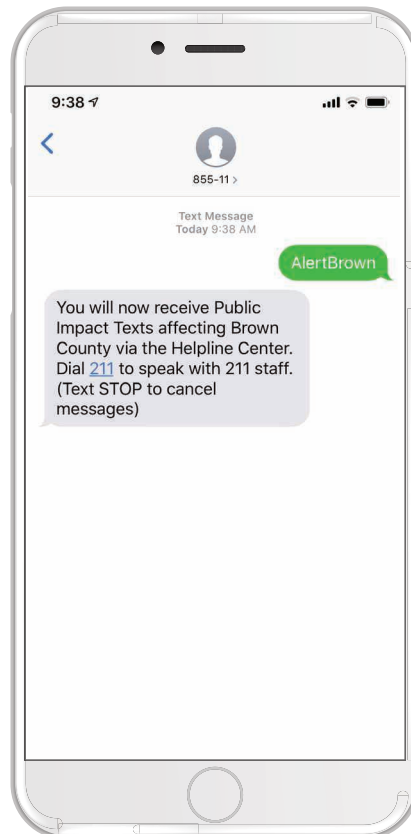
“We will let you know these roads are closed because power lines are down,” Woods said.

The text alerts have been used for several years in cities like Sioux Falls and Yankton. Woods said officials in those communities are also using the messages to notify the public about volunteer opportunities to fill sandbags and help with flood response.

Brown County sent out several Public Impact Text Alerts in April to warn residents about spring flooding.

“I’m sure we will have some overland flooding (this spring) with some road closures, so we will use it for something like that,” Woods said.

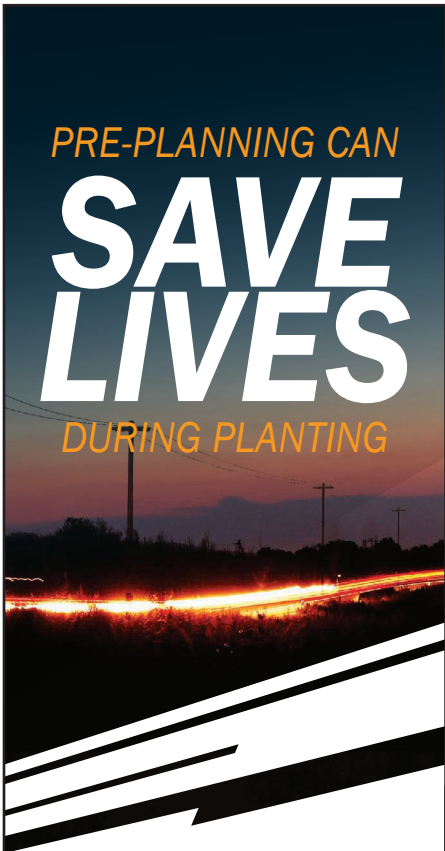
Brown County residents simply need to text the word *AlertBrown* to the number 85511 to be added to the text alert list. Residents will receive a response confirming enrollment in the program within a few minutes of sending the text.



More than 1,600 Brown County residents have already signed up for the program.

“It is whenever something comes up that the public needs to be alerted to,” Woods said.

The text alerts can also be used to notify the public about missing children or evacuations due to large fires and emergencies involving hazardous materials.



PRE-PLANNING CAN
SAVE LIVES
 DURING PLANTING

When it's go-time, it's go-time. We understand that every second counts during planting season, but taking a moment to be mindful of safety during this anxious time could save you a lot of heartache in the long run. Remember to check your equipment, be aware of power lines, keep your cellphone on you at all times, dress appropriately and stay rested this spring.

Together we are

RE-ENERGIZING FARM SAFETY



2019 Youth Tour Participant Aryan Jamal

Aberdeen Central Student Will Represent Northern Electric In Washington D.C.

Aryan Jamal Selected For 2019 Youth Tour

"I am most looking forward to seeing the White House, the Lincoln Memorial, and the Washington Monument."

Aberdeen Central High School senior Aryan Jamal will represent Northern Electric Cooperative during the 2019 Electric Cooperative Youth Tour to Washington D.C. in June. Jamal was selected for Youth Tour after he submitted his winning essay to Northern Electric Cooperative in March. Jamal is excited to represent the co-op in Washington D.C.

"When I received the call, I was overcome with joy," Jamal said. "It was a once in a

lifetime experience that I will never forget. I can't wait to see our nation's capital and learn more about our government."

Jamal will join more than 1,800 high school students from electric cooperatives from across the country June 13-21 for Youth Tour. During the tour, students visit the major monuments and memorials in Washington D.C., meet with their state's congressional delegation, and learn about government. Jamal is looking forward to seeing all the sites up close.

"I am most looking forward to seeing the White House, the Lincoln Memorial, and the Washington Monument," Jamal said. "I always see them in movies and I want to see how they look myself."

Jamal previously attended the 2017 Youth Excursion to Bismarck and Beulah, North Dakota. His winning essay was selected from a pool of applicants who had previously participated in Youth Excursion.



SKYWARN® weather spotter training aids volunteers in providing first-hand information to the National Weather Service.

AN EYE ON THE SKY

Spotters Play A Role in Weather Alert Process

Brenda Kleinjan

editor@sdrea.coop

Trained volunteers form a network of weather observers providing critical first-hand information for National Weather Service.

The spotters give first-hand accounts of what they are observing at ground level, an area often times obscured from what radar can detect. (Depending on the distance from the radar, that gap can extend from several hundred feet to nearly two miles.)

“Spotter reports add credibility to our warnings,” said Kelly Serr, who was conducting a training in Pierre in March. “We’re never sampling the lowest level of the storm.”

Serr kicked off the training with some basics: “This is weather spotter training, not weather chasing training. Never risk the safety of yourself or others and do your observation from a safe location.”

In most years, thunderstorms, tornadoes and lightning caused hundreds of injuries and deaths and billions in property and crop damages. To obtain critical weather information, the National Weather Service (NWS) established SKYWARN® with partner organizations. SKYWARN® is a volunteer program with between 350,000 and 400,000 trained severe weather spotters. These volunteers help keep their local communities safe by providing timely and accurate reports of severe weather to the National Weather Service. In South Dakota, several hundred volunteers attend training throughout the spring each year.

Although SKYWARN® spotters provide essential information



Clouds form a backdrop to a power line in northeastern South Dakota.

Photo by: Northern Electric Cooperative member C.J. Lane

for all types of weather hazards, the main responsibility of a SKYWARN® spotter is to identify and describe severe local storms. In an average year, the United States experiences more than 10,000 severe thunderstorms, 5,000 floods and more than 1,000 tornadoes.

Since the program started in the 1970s, the information provided by SKYWARN® spotters, coupled with Doppler radar technology, improved satellite and other data, has enabled NWS to issue more timely and accurate warnings for tornadoes, severe thunderstorms and flash floods.

Who is eligible and how do I get started?

NWS encourages anyone with an interest in public service to join the SKYWARN® program. Training is free and typically lasts about two hours. Volunteers learn:

- Basics of thunderstorm development
- Fundamentals of storm structure
- Identifying potential severe weather features
- Information to report
- How to report information
- Basic severe weather safety

Weather Spotter Class

While many training classes were held in March and April, a few are still being offered in South Dakota through May:

Wednesday, April 17, 7 p.m. – Bon Homme County Spotter Class, Avon Fire Hall, 106 E 1st Ave.

Thursday, April 18, 7 p.m. – Lebanon, S.D. Community Center

Thursday, April 18, 7 p.m. – Clay County, S.D., Spotter Class, Vermillion, S.D., High School

Friday, April 19, 1 p.m. – Custer Highlands/Elk Mountain, Elk Mountain School, 10222 Valley Rd, Dewey, S.D.

Monday, April 22, 7 p.m. – Clark, S.D., Community Center, 120 N Commercial St

Monday, April 22, 7 p.m. – Douglas County Spotter Class, 4-H Building, 408 9th St, Armour, S.D.

Thursday, April 25, 7 p.m. – Lake/Moody County Spotter Class, East River Electric Power Cooperative, 211 Harth Ave S, Madison, S.D.

Monday, April 29, 7 p.m. – Minnehaha County Spotter Class, Washington Pavilion, 301 S Main Ave, Sioux Falls

Wednesday, May 1, 6 p.m., Murdo, S.D., Ambulance Shed, 101 N Main

Wednesday, May 1, 7 p.m. – Yankton County Spotter Class, 201 W 23rd St, Yankton, S.D.

Online spotter training available: The Cooperative Operational Meteorology Education and Training (COMET) offers an online Skywarn® Spotter Training course in two sections: "Role of the Skywarn® Spotter" and "Skywarn® Spotter Convective Basics". The course is designed for people interested in becoming storm spotters. The course is free and each section takes one to two hours to complete.

Weather Ready

Aberdeen Weather Team Aims to Improve Preparedness and Response

by Ben Dunsmoor

The Aberdeen office of the National Weather Service is bringing together emergency managers, broadcast media, transportation officials, and private sector organizations – including electric cooperatives – to prepare for severe weather events. Officials with the office in Aberdeen held the second annual Integrated Weather Team (IWT) workshop on March 20 to improve communication and coordination between these groups.

"The IWT is an ad-hoc 'team' of people and entities who are involved in the preparedness and response to high-impact weather events," NWS Aberdeen Warning Coordination Meteorologist Kelly Serr said.

The goal of the annual one-day workshop is to meet with organizations and discuss best practices and methods to improve communication with the public before, during, and after a severe or high-impact weather event.

According to Serr, the IWT is a nationwide initiative led by the National Weather Service. The weather service offices in Sioux Falls and Rapid City have held similar events, but the Aberdeen office is the first in South Dakota that is meeting every year.

"The IWT philosophy was born out of the desire to bring together those involved in the weather warning and public safety process," Serr said. "The vision of the workshop is to better understand each group's role in public safety, expectations, and how each IWT member can work together toward mutual goals."

Northern Electric Cooperative Communications Director Ben Dunsmoor and retired Operations Manager Mike Kelly presented information during the March 20 workshop about a mid-October winter storm that caused widespread power outages. The information was intended to help the National Weather Service, emergency managers, and those attending the workshop understand the weather conditions that cause power outages.

"My hope is that we continue to learn from each other, understand each other's strengths and weaknesses and make central and northeast South Dakota as ready, responsive and resilient as possible," Serr said.

More than 30 people attended the March 20 workshop.



About 30 people attended Integrated Weather Training in Aberdeen in March.



2019 YOUTH EXCURSION

YOU WILL TOUR:

Basin Electric Headquarters

Antelope Valley Station

Great Plains Synfuels
Plant

Freedom Mine

Bismarck State College

2019 Youth Excursion to Bismarck, ND July 22-25

2019 YOUTH EXCURSION

South Dakota Rural Electric Cooperatives and Northern Electric Cooperative are proud to sponsor high school students on a **FREE** four-day trip to North Dakota.

During the South Dakota Rural Electric Youth Excursion students will stay at Bismarck State College and learn about electric generation, cooperatives, and energy careers.

Students will tour Basin Electric Power Cooperative power plants and electric-generation resources.

Youth Excursion attendees will also spend their evenings swimming, shopping, and cruising down the Missouri River on the Lewis and Clark Riverboat.

APPLY ONLINE
@

www.northernelectric.coop/youthexcursion



JOIN US ON THE
2019 VIP TOUR



DATES:
 June 25-26, 2019



WHERE:
 Bismarck, ND and Beulah, ND



TOUR DETAILS:
 Tour the facilities, mines, and generating units in North Dakota which produce the electricity you receive from Northern Electric Cooperative. Participants will tour the Garrison Dam, Antelope Valley Station, Great Plains Synfuels Plant, and Freedom Mine. A commercial bus will be used for transportation.



WHO:
 All Northern Electric Cooperative members, even those who have gone on the tour in the past, are eligible to participate in the VIP Tour. Preference will be given to members who have never participated in the tour. Registrants must be current members of Northern Electric Cooperative. Attendees may bring an accompanying partner of their choice on the tour.



COST:
 FREE! Funding for the trip covers each participant's transportation, lodging (double occupancy), meals, and sight-seeing events.

REGISTRATION FORM

NAME _____

ADDRESS _____

CITY _____

STATE _____ **ZIP** _____

EMAIL _____

PHONE _____

MAIL FORM BY WEDNESDAY, MAY 29 TO:

Kay Albrecht
 Northern Electric Cooperative
 PO Box 457
 Bath, SD 57427

OR REGISTER ONLINE AT:

www.northernelectric.coop/viptour

Fun Rolls into Huron

Wheel Jam Celebrates Two, Four and 18 Wheels – and more

Brenda Kleinjan

editor@sdra.coop

More than 40 competitors are also expected for the South Dakota BBQ Championships.

Whether two wheels, four wheels or 18 wheels, vehicles of all types will be rolling into Huron May 31-June 2 for the 16th annual Wheel Jam.

The celebration of transportation takes place on the South Dakota State Fair Grounds and will include the 13th annual Original South Dakota BBQ Championships cook off as well as musical entertainment.

Organizers of the event note, “When semi-trucks, classic cars, motorcycles, stock car races, and a few rock and roll bands all get together, it means one awesome weekend for the state of South Dakota!”

Between the concurrent shows for big rigs, cars and pickups and motorcycles, visitors to Wheel Jam will see thousands of gleaming wheels. They can also watch (or be in) the BIG RIGS run in the Dynamic Engine Brake Competition, listen to



A truck in the 2017 Wheel Jam Dynamic Engine Brake Competition gives the course a run.



classic rock bands in South Dakota or just sit back and enjoy the weekend on the South Dakota State Fair Grounds.

Smokin' hot wheels won't be the only

Wheel Jam Schedule

Poker Run

Friday, May 31 • 6 p.m. to 9 p.m. • Registration: 5 p.m. at Red Arrow Bar – A free will offering meal will be served during registration. The poker run is open to all vehicles. Entry fee: \$10. The entry fee includes admission into the Big Jim Jam Fest.

Pick-Up Party

Saturday, June 1 • Registration from 9 a.m. to noon; show from noon to 4 p.m. • Awards at 4 p.m.

Come to Wheel Jam and bring your 25+ year old pickup – in any stage of repair or dis-repair. No fee to park in designated area! We will be giving trophies for the pickup that is the ugliest, best of show, and came the furthest. Come park your pickup, set up your camper/lawn chair and set back and enjoy the fun!

Make It Mine Show-n-Shine (Classic cars/motorcycles)

Saturday, June 1 • Registration from 9 a.m. to noon; show from noon to 4 p.m. • Awards at 4 p.m.

There is no entry fee to participate in the Make it Mine Show n' Shine. Vehicles do not have to be in a "judged car show" condition. Winners are chosen by trophy sponsors. Each sponsor will choose from cars and bikes to award its trophy to. There is no criteria to follow. The winner is chosen based on the sponsor's preference.

11th Annual Midwest SPL Sound Competition

Saturday, June 1 • Registration from 10 a.m.-11 a.m. • Qualifying Time: 11 a.m.

JM & TEAM FLEXICUTION presents the 11th annual Midwest SPL Sound Competition located in the Hippodrome.

Wheel Jam Parade

Saturday, June 1 • 10:30 a.m. • Participants line-up on Market Street starting at 9 a.m. – All wheels are welcome to participate!

Parade route: Market St. east to Dakota Ave. south to 21st St. and back around to the fairgrounds.

Dynamic Engine Brake Competition

Saturday, June 1 • 1 p.m. • Located on Nevada Ave. between Market St. and Gate 3

Biker Games

Saturday, June 1 • 6 p.m. • East side of carnival mat

Wheel Jam Truck Show Light Show

Saturday, June 1 • Dusk • Located in West Machinery

Trucks will tune into Big Jim 93.3 from 10 pm - 11 pm for Saturday Night Rockin' Lights w/ Wheel Jam Truck Show Light Show.

Backstreet Cruisers Car Show

Sunday, June 2 • Registration Time: 9 a.m. to noon • Show Time: 12 p.m. to 4 p.m.

Windriders ABATE Motorcycle Show

Sunday, June 2 • Registration: 9 a.m. to noon • Show from noon to 4 p.m. • Family Living Center



The Wheel Jam Parade takes to the streets of Huron on June 1.

feature of the weekend as grilling maestros light up their grills to compete in the Original SD BBQ Championships. The event began in 2007 and is a Kansas City BBQ Society sanctioned event. Each year, more than 40 teams compete in the event, which offers more than \$14,000 in total KCBS purse. The grand champion wins \$2,500 as well as an invitation to compete at the prestigious American Royal in Kansas City, Mo. The Reserve Grand Champion pockets \$2,000 in the competition.

The event also features the Backyard BBQ People's Choice Competition, which is open to anyone. Participants do not have to compete in the KCBS portion of the event to register for the Backyard BBQ Competition.

And for chili lovers, there's the F.A.T. Friday Chili Challenge on Friday, May 31. The people's choice public tasting is held from 5:30 p.m. to 7 p.m.

For more information on the BBQ, visit <http://www.sdbbqchampionships.com/>

Learn more about Wheel Jam at <http://www.wheeljam.com/> or by calling the South Dakota State Fair office at 800-529-0900 or 605-353-7340.



Above: The Wheel Jam Truck Show Light Show illuminates the evening on Saturday. Right: Cars of all types will be on display during Wheel Jam.





12 WAYS TO PREPARE

<input type="checkbox"/>	 Sign up for Alerts and Warnings	<input type="checkbox"/>	 Make a Plan	<input type="checkbox"/>	 Save for a Rainy Day	<input type="checkbox"/>	 Practice Emergency Drills	<input type="checkbox"/>	 Test Family Communication Plan	<input type="checkbox"/>	 Safeguard Documents
<input type="checkbox"/>	 Plan with Neighbors	<input type="checkbox"/>	 Make Your Home Safer	<input type="checkbox"/>	 Know Evacuation Routes	<input type="checkbox"/>	 Assemble or Update Supplies	<input type="checkbox"/>	 Get Involved in Your Community	<input type="checkbox"/>	 Document and Insure Property

WHAT'S YOUR PLAN?

Storm Preparation Key

Federal Emergency Management Agency

Make a plan today. Your family may not be together if a disaster strikes, so it is important to know which types of disasters could affect your area. Know how you'll contact one another and reconnect if separated. Establish a family meeting place that's familiar and easy to find.

Step 1: Put together a plan by discussing these four questions with your family, friends, or household to start your emergency plan:

- How will I receive emergency alerts and warnings?
- What is my shelter plan?
- What is my evacuation route?
- What is my family/household communication plan?

Step 2: Consider specific needs in your household.

As you prepare your plan tailor your plans and supplies to your specific daily living needs and responsibilities. Discuss your needs and responsibilities and how people in the network can assist each other with communication, care of children, business, pets, or specific needs like the operation of durable medical equipment. Create your own personal network for specific areas where you need assistance. Keep in mind some these factors when developing your plan:

- Different ages of members within your household
- Responsibilities for assisting others
- Locations frequented
- Dietary needs

<https://www.ready.gov/make-a-plan>

- Medical needs including prescriptions and equipment
- Disabilities or access and functional needs including devices and equipment
- Languages spoken
- Cultural and religious considerations
- Pets or service animals
- Households with school-aged children

Step 3: Fill out a Family Emergency Plan.

Fill out a family emergency plan or use them as a guide to create your own.

Step 4: Practice your plan with your family/household.

Family Emergency Communication Plan

FEMA P-1095/July 2017HOUSEHOLD INFORMATION

Family Name:	
Home #:	
Address:	
Name:	Mobile #:
Other # or social media:	
Email:	

Important medical or other information:	
Name:	Mobile #:
Other # or social media:	
Email:	

Important medical or other information:	
Name:	Mobile #:
Other # or social media:	
Email:	

IMPORTANT NUMBERS and INFORMATION

Police/Sheriff:	Dial 911 or ☎
Fire:	Dial 911 or ☎
Poison Control:	☎
Doctor:	☎
Doctor:	☎
Pediatrician:	☎
Dentist:	☎
Medical Insurance:	☎
<i>Policy #:</i>	
Medical Insurance:	☎
<i>Policy #:</i>	
Hospital/Clinic:	☎
Pharmacy:	☎
Homeowner/Rental	☎
Insurance: Policy #:	
Flood Insurance:	☎
<i>Policy #:</i>	
Veterinarian:	☎
Kennel:	☎
Electric Cooperative:	☎
Gas Company:	☎
Water Company:	☎
Alternate/Accessible Transportation:	☎
Other:	

SCHOOL, CHILDCARE, CAREGIVER and WORKPLACE EMERGENCY PLANS

Name:	
Address:	
Emergency/Hotline #:	
Website:	
Emergency Plan/Pick-Up:	

Name:	
Address:	
Emergency/Hotline #:	
Website:	
Emergency Plan/Pick-Up:	

Name:	
Address:	
Emergency/Hotline #:	
Website:	
Emergency Plan/Pick-Up:	

Name:	
Address:	
Emergency/Hotline #:	
Website:	
Emergency Plan/Pick-Up:	

IN CASE OF EMERGENCY (ICE) CONTACT

Name:	Home #:
Home #:	Email:
Address:	

OUT-OF-TOWN CONTACT

Name:	Mobile #:
Home #:	Email:
Address:	

EMERGENCY MEETING PLACES

Indoor:	
Instructions:	
Neighborhood:	
Instructions:	
Out-of-Neighborhood:	
Address:	
Instructions:	
Out-of-Town:	
Address:	
Instructions:	

DATELINE

April 27

River Rat Marathon, Yankton, SD, 605-660-9483

April 27-28

Annual JazzCrawl, Sioux Falls, SD, 605-335-6101

May 1-5

Black Hills Film Festival, Hill City, SD, 605-574-9454

May 11

Rescheduled Make-a-Wish Benefit Featuring Dueling Duel, Silent Auction and Wine Pull, Ramkota, Aberdeen, SD, 605-370-4588

May 17-19

State Parks Open House and Free Fishing Weekend, Pierre, SD, 605-773-3391

May 24-26

South Dakota Kayak Challenge, Yankton, SD, 605-864-9011

May 25-26

Annual SDRA Foothills Rodeo, Wessington Springs, SD, 605-770-4370

May 30-June 1

Senior Games, Sioux Falls, SD, Contact Nick Brady at 605-978-6924

May 31-June 1

South Dakota BBQ Championships, Huron, SD, 605-353-7354

May 31-June 2

Wheel Jam, Huron, SD, 605-353-7340

May 31-June 3

Fish Days, Lake Andes, SD, 605-487-7694

June 1

Dairy Fest, Brookings, SD, 605-692-7539



May 31-June 2: Fort Sisseton Historical Festival, Lake City, SD, 605-448-5474

June 1

Annual Casey Tibbs Match of Champions, Fort Pierre, SD, 605-494-1094

June 1-2

Spring Volksmarch, Crazy Horse, SD, 605-673-4681

June 2

Mickelson Trail Marathon, Deadwood, SD, 605-578-1876

June 2-8

Ride Across South Dakota (RASDAK), Rapid City, SD, rasdakbiketour@gmail.com

June 6-9

South Dakota Shakespeare Festival, Vermillion, SD, 605-622-0423

June 7

East of Westville with Kenny Putnam Kiwanis Club Concert, 7 p.m., Riggs Theatre, Pierre, SD, 605-280-0818

June 7-8

Senior Games, Spearfish, SD, Contact Brett Rauterkus at 605-722-1430

June 7-9

Annual Black Hills Quilt Show & Sale, Rapid City, SD, 605-394-4115

June 8

Train Day, Redfield, SD, 605-472-4566

June 8-9

Siouxland Renaissance Festival, Sioux Falls, SD, 1-866-489-9241

June 22

South Dakota Cattlemen's Foundation Prime Time Gala, Fundraiser for Feeding SD, Convention Center and Denny Sanford Premier Center, Sioux Falls, SD, www.sd cattlemens foundation.com, Facebook: South Dakota Cattlemen's Foundation

July 13

Five Annual AutoValue Car Show, Hav-A-Rest Campground, Redfield, SD, 605-450-0332

July 27

16th Annual Make-a-Wish Poker Run, Starting at Biegler Motor Sports and ending at Harley Davidson, Aberdeen, SD, 605-225-7262 or 605-228-0604

To have your event listed on this page, send complete information, including date, event, place and contact to your local electric cooperative. Include your name, address and daytime telephone number. Information must be submitted at least eight weeks prior to your event. Please call ahead to confirm date, time and location of event.